

Register Student Clicker through WebCT GOLD

1. After you log on to your WebCT GOLD section, please click the TurningPoint registration icon on the home page (see Figure 1. Your instructor may name it differently).

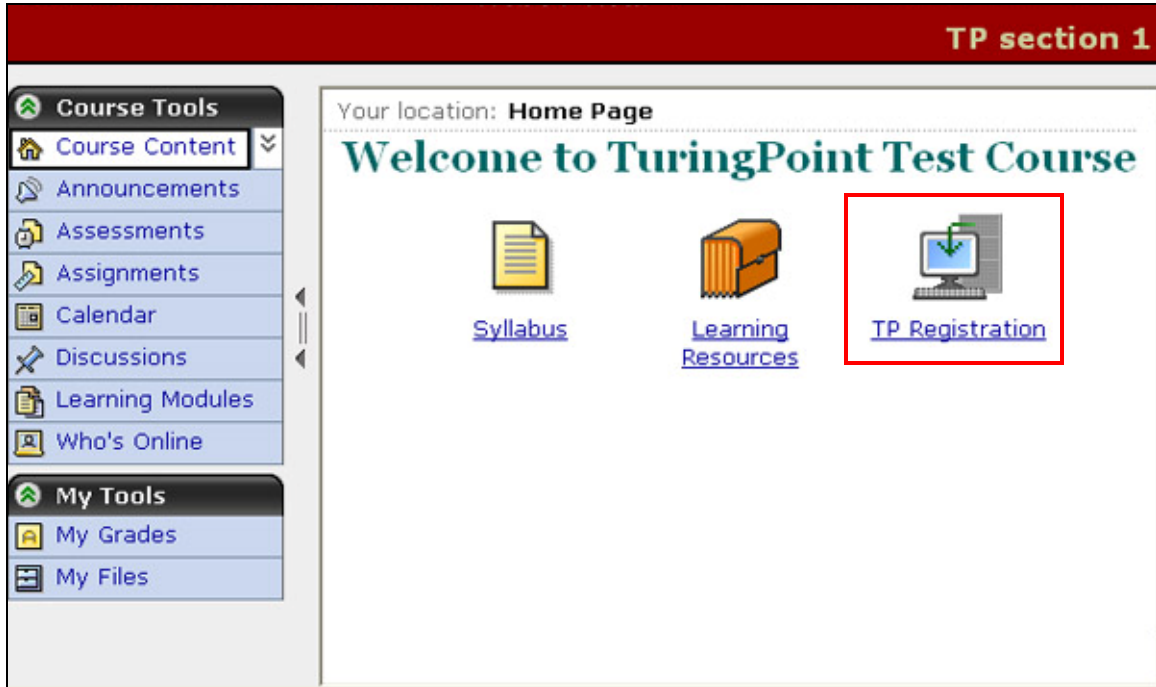



Figure 1

2. Once you click the icon, it takes you to the online registration page (see Figure 2).



Please enter your Response Device ID in the field provided below. Tracking of these IDs is essential for proper grading of classroom quizzes and participation, so please be sure to copy the ID exactly as it is written.

Note: This will create a general calendar entry with the information, please do not change or delete this entry.

If you are using a ResponseCard, the ID can be found on the back of the card, where it is the 6 characters directly below the barcode.

Response Device ID:	<input type="text"/>
Confirm Response Device ID:	<input type="text"/>

Your currently registered Response Device ID is:	<input type="button" value="Submit"/> <input type="button" value="Cancel"/>
--	---


Figure 2

3. Fill out the online form with your clicker/device ID. You can find out the ID on the back of your clicker as Figure 3 shows.



Figure 3

4. Click “Submit” button once you fill out the form. It will send you a confirmation if the registration is successful (see Figure 4). Then you can close the window.





Please enter your Response Device ID in the field provided below. Tracking of these IDs is essential for proper grading of classroom quizzes and participation, so please be sure to copy the ID exactly as it is written.

Note: This will create a general calendar entry with the information, please do not change or delete this entry.

If you are using a ResponseCard, the ID can be found on the back of the card, where it is the 6 characters directly below the barcode.

Response Device ID:

Confirm Response Device ID:

Keypad Successfully added to WebCT

Your currently registered Response Device ID is: 025D1B

Figure 4